

## 'Joyful Net Surfing with e-Generation' Parent Seminar (4)

### Zoom Video Webinar User Guideline

#### 1. Login Link of Webinar

To ensure successful login before the webinar starts, you may start logging in at 10:55 am. The webinar will be conducted through Zoom Video Webinar. Please use web browsers to open the following link to join the webinar:

<https://us06web.zoom.us/j/84715309983?pwd=MGw3Q0x0K1FCNzJVR20weHpzaythUT09>

or search the information of webinar at [zoom.us](https://zoom.us):

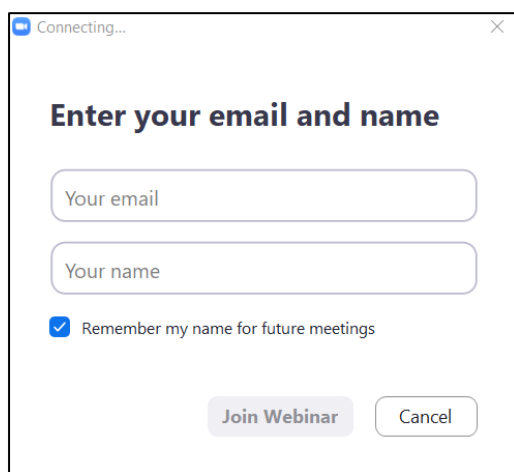
**Webinar ID: 847 1530 9983**

**Webinar Passcode: 2PyxAV**

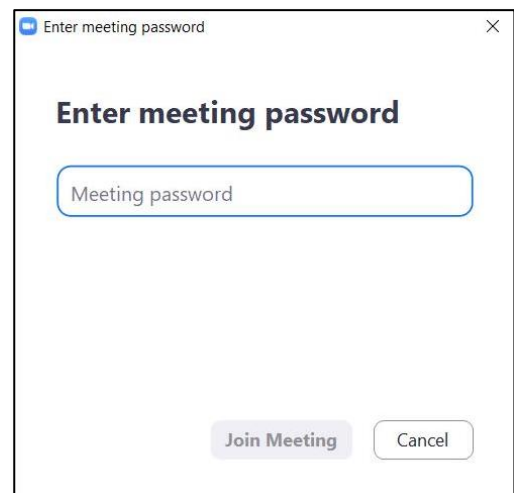
#### 2. Join the Webinar

- You may use computers (Chrome web browser is recommended, and installation of [Zoom Extension for Browsers](#) is required) or mobile devices including mobile phones and tablets (installation of [Zoom Mobile Apps](#) is required) to join the webinar.
- Click the link above to participate in the webinar. Please enter your email and name, then click 'Join Webinar' or 'Join'.
- If the system requires you to enter a meeting password, please enter the webinar passcode stated above.

*\*\* Participants do not need to have a Zoom account.*



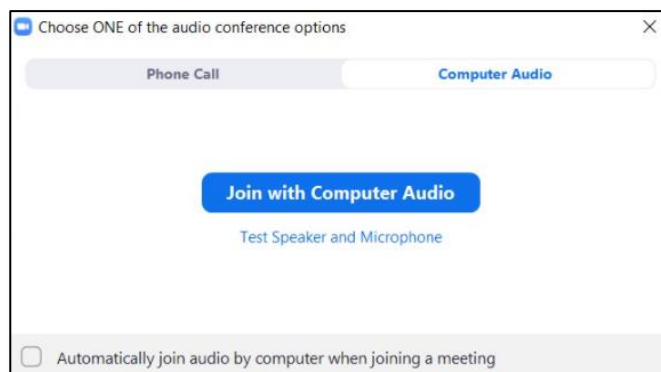
A screenshot of a Zoom dialog box titled "Connecting...". It contains the heading "Enter your email and name". Below this are two input fields: "Your email" and "Your name". There is a checked checkbox labeled "Remember my name for future meetings". At the bottom are two buttons: "Join Webinar" and "Cancel".



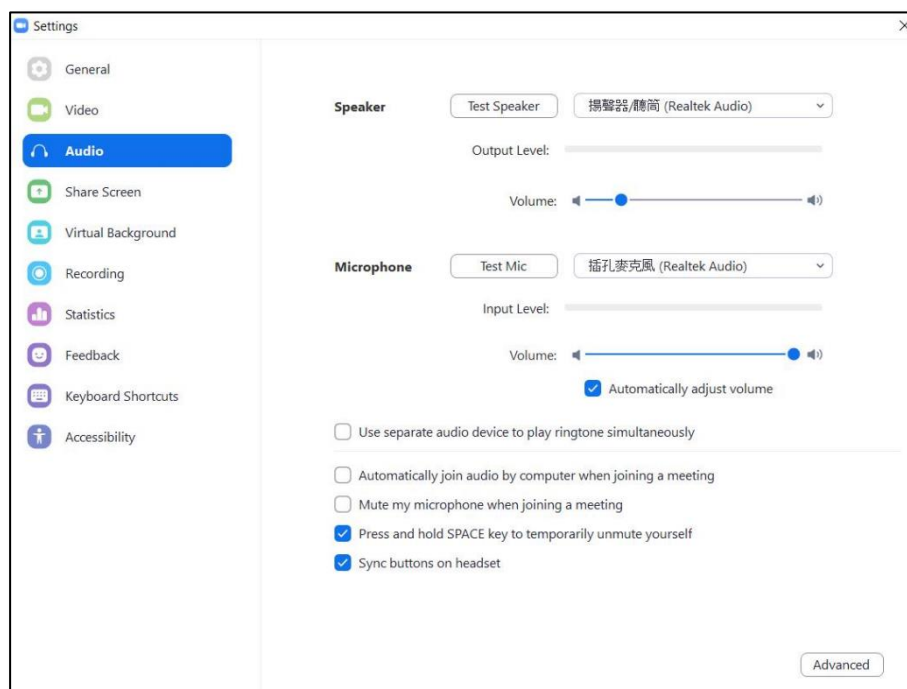
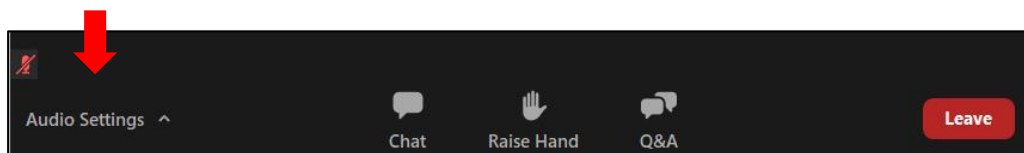
A screenshot of a Zoom dialog box titled "Enter meeting password". It contains the heading "Enter meeting password". Below this is a single input field labeled "Meeting password". At the bottom are two buttons: "Join Meeting" and "Cancel".

### 3. Volume Control


- According to the system default settings of Zoom Video Webinar, the participants' microphone and camera will remain switched off.
- Before entering the webinar room, you may choose 'Join with Computer Audio' to adjust your audio setting.

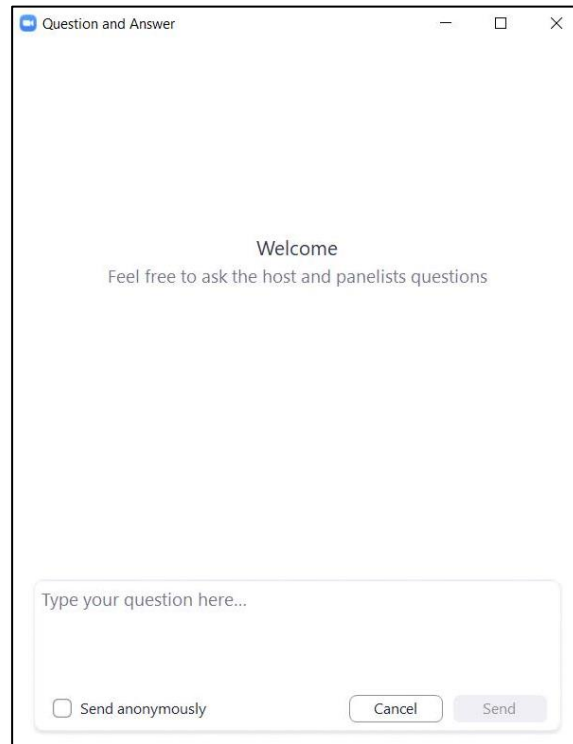
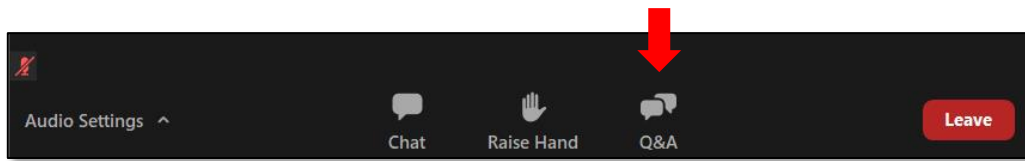


- If you fail to turn on audio before the webinar starts, please enter the webinar room first, then click 'Audio settings' to run an audio testing.




#### 4. Q&A Session

- If you have any questions about the content during the webinar or in Q&A session, you are welcome to ask the hosts, co-hosts and guests anytime.
- Please use Question and Answer  function to enter and send your questions out.



#### 5. Technical Support

- If you have any difficulties during the webinar, please use Chats  function to ask EdCity's staff (All Panellists) questions.

